

3

Water and Life



▲ **Figure 3.1** How does the habitat of a polar bear depend on the chemistry of water?

KEY CONCEPTS

- 3.1 Polar covalent bonds in water molecules result in hydrogen bonding
- 3.2 Four emergent properties of water contribute to Earth's suitability for life
- 3.3 Acidic and basic conditions affect living organisms

OVERVIEW

The Molecule That Supports All of Life

As astronomers study newly discovered planets orbiting distant stars, they hope to find evidence of water on these far-off celestial bodies, for water is the substance that makes possible life as we know it here on Earth. All organisms familiar to us are made mostly of water and live in an environment dominated by water. Water is the biological medium here on Earth, and possibly on other planets as well.

Three-quarters of Earth's surface is covered by water. Although most of this water is in liquid form, water is also present on Earth as a solid (ice) and a gas (water vapor). Water is the only common substance to exist in the natural environment in all three physical states of matter. Furthermore, the solid state of water floats on the liquid, a rare property emerging from the chemistry of the water molecule. Ice can thus provide a hunting platform for the polar bear in **Figure 3.1**.

The abundance of water is a major reason Earth is habitable. In a classic book called *The Fitness of the Environment*, ecologist Lawrence Henderson highlighted the importance of water to life. While acknowledging that life adapts to its environment through natural selection, Henderson emphasized that for life to exist at all, the environment must first be suitable.

Life on Earth began in water and evolved there for 3 billion years before spreading onto land. Modern life, even terrestrial (land-dwelling) life, remains tied to water. All living organisms require water more than any other substance. Human beings, for example, can survive for quite a few weeks without food, but only a week or so without water. Molecules of water participate in many chemical reactions necessary to sustain life. Most cells are surrounded by water, and cells themselves are about 70–95% water.

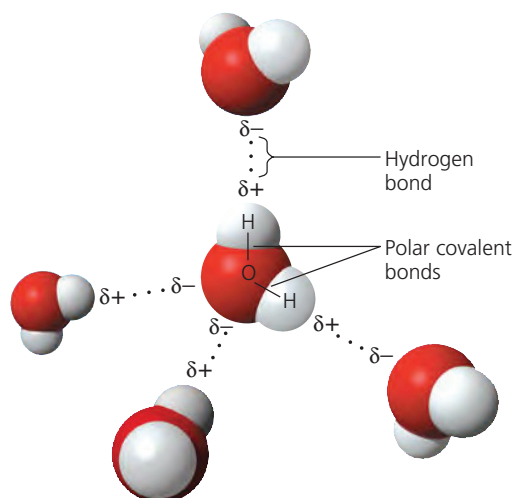
What properties of the simple water molecule make it so indispensable to life on Earth? In this chapter, you will learn how the structure of a water molecule allows it to interact with other molecules, including other water molecules. This ability leads to water's unique emergent properties that help make Earth suitable for life.

CONCEPT 3.1

Polar covalent bonds in water molecules result in hydrogen bonding

Water is so common that it is easy to overlook the fact that it is an exceptional substance with many extraordinary qualities. Following the theme of emergent properties, we can trace water's unique behavior to the structure and interactions of its molecules.

Studied on its own, the water molecule is deceptively simple. It is shaped like a wide V, with its two hydrogen atoms joined to the oxygen atom by single covalent bonds. Oxygen is more electronegative than hydrogen, so the electrons of the covalent bonds spend more time closer to oxygen than to hydrogen; these are **polar covalent bonds** (see Figure 2.13). This unequal sharing of electrons and water's V-like shape make it a **polar molecule**, meaning that its overall charge is unevenly distributed: The oxygen region of the molecule has a partial negative charge (δ^-), and each hydrogen has a partial positive charge (δ^+).



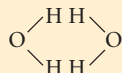
▲ Figure 3.2 Hydrogen bonds between water molecules. The charged regions in a water molecule are due to its polar covalent bonds. Oppositely charged regions of neighboring water molecules are attracted to each other, forming hydrogen bonds. Each molecule can hydrogen-bond to multiple partners, and these associations are constantly changing.

DRAW IT Draw partial charges on all the atoms of the water molecule on the far left above, and draw two more water molecules hydrogen-bonded to it.

The properties of water arise from attractions between oppositely charged atoms of different water molecules: The slightly positive hydrogen of one molecule is attracted to the slightly negative oxygen of a nearby molecule. The two molecules are thus held together by a hydrogen bond (**Figure 3.2**). When water is in its liquid form, its hydrogen bonds are very fragile, each about 1/20 as strong as a covalent bond. The hydrogen bonds form, break, and re-form with great frequency. Each lasts only a few trillionths of a second, but the molecules are constantly forming new hydrogen bonds with a succession of partners. Therefore, at any instant, a substantial percentage of all the water molecules are hydrogen-bonded to their neighbors. The extraordinary qualities of water are emergent properties resulting in large part from the hydrogen bonding that organizes water molecules into a higher level of structural order.

CONCEPT CHECK 3.1

- 1. MAKE CONNECTIONS** What is electronegativity, and how does it affect interactions between water molecules? Review p. 39 and Figure 2.13.
- 2.** Why is it unlikely that two neighboring water molecules would be arranged like this?



- 3. WHAT IF?** What would be the effect on the properties of the water molecule if oxygen and hydrogen had equal electronegativity?

For suggested answers, see Appendix A.

CONCEPT 3.2

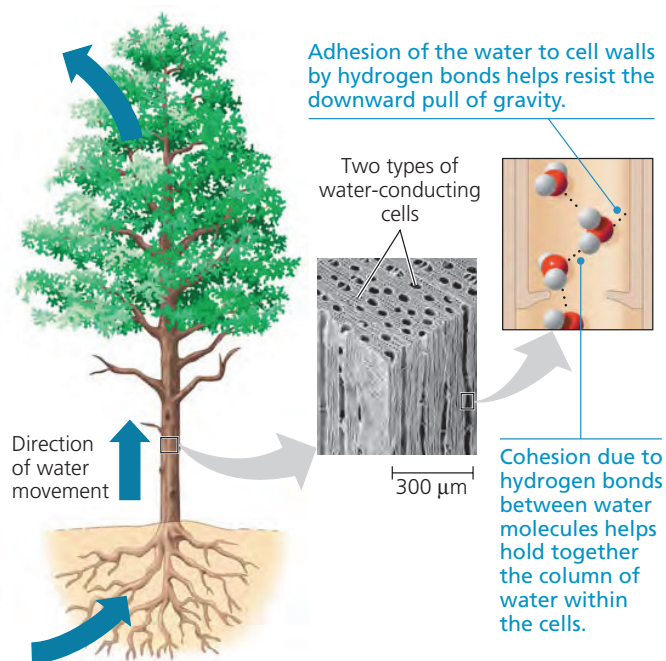
Four emergent properties of water contribute to Earth's suitability for life

We will examine four emergent properties of water that contribute to Earth's suitability as an environment for life: cohesive behavior, ability to moderate temperature, expansion upon freezing, and versatility as a solvent.

Cohesion of Water Molecules

Water molecules stay close to each other as a result of hydrogen bonding. Although the arrangement of molecules in a sample of liquid water is constantly changing, at any given moment many of the molecules are linked by multiple hydrogen bonds. These linkages make water more structured than most other liquids. Collectively, the hydrogen bonds hold the substance together, a phenomenon called **cohesion**.

Cohesion due to hydrogen bonding contributes to the transport of water and dissolved nutrients against gravity in plants (**Figure 3.3**). Water from the roots reaches the leaves through a network of water-conducting cells. As water evaporates from a



▲ Figure 3.3 Water transport in plants. Evaporation from leaves pulls water upward from the roots through water-conducting cells. Because of the properties of cohesion and adhesion, the tallest trees can transport water more than 100 m upward—approximately one-quarter the height of the Empire State Building in New York City.



BioFlix Visit the Study Area at www.masteringbiology.com for the BioFlix® 3-D Animation on Water Transport in Plants.



▲ **Figure 3.4 Walking on water.** The high surface tension of water, resulting from the collective strength of its hydrogen bonds, allows this raft spider to walk on the surface of a pond.

leaf, hydrogen bonds cause water molecules leaving the veins to tug on molecules farther down, and the upward pull is transmitted through the water-conducting cells all the way to the roots. **Adhesion**, the clinging of one substance to another, also plays a role. Adhesion of water to cell walls by hydrogen bonds helps counter the downward pull of gravity (see Figure 3.3).

Related to cohesion is **surface tension**, a measure of how difficult it is to stretch or break the surface of a liquid. Water has a greater surface tension than most other liquids. At the interface between water and air is an ordered arrangement of water molecules, hydrogen-bonded to one another and to the water below. This makes the water behave as though coated with an invisible film. You can observe the surface tension of water by slightly overfilling a drinking glass; the water will stand above the rim. In a more biological example, some animals can stand, walk, or run on water without breaking the surface (**Figure 3.4**).

Moderation of Temperature by Water

Water moderates air temperature by absorbing heat from air that is warmer and releasing the stored heat to air that is cooler. Water is effective as a heat bank because it can absorb or release a relatively large amount of heat with only a slight change in its own temperature. To understand this capability of water, we must first look briefly at heat and temperature.

Heat and Temperature

Anything that moves has **kinetic energy**, the energy of motion. Atoms and molecules have kinetic energy because they are always moving, although not necessarily in any particular direction. The faster a molecule moves, the greater its kinetic energy. **Heat** is a form of energy. For a given body of matter, the amount of heat is a measure of the matter's *total* kinetic energy due to motion of its molecules; thus, heat depends in part on the matter's volume. Although heat is related to temperature, they are not the same thing. **Temperature** is a

measure of heat intensity that represents the *average* kinetic energy of the molecules, regardless of volume. When water is heated in a coffemaker, the average speed of the molecules increases, and the thermometer records this as a rise in temperature of the liquid. The amount of heat also increases in this case. Note, however, that although the pot of coffee has a much higher temperature than, say, the water in a swimming pool, the swimming pool contains more heat because of its much greater volume.

Whenever two objects of different temperature are brought together, heat passes from the warmer to the cooler object until the two are the same temperature. Molecules in the cooler object speed up at the expense of the kinetic energy of the warmer object. An ice cube cools a drink not by adding coldness to the liquid, but by absorbing heat from the liquid as the ice itself melts.

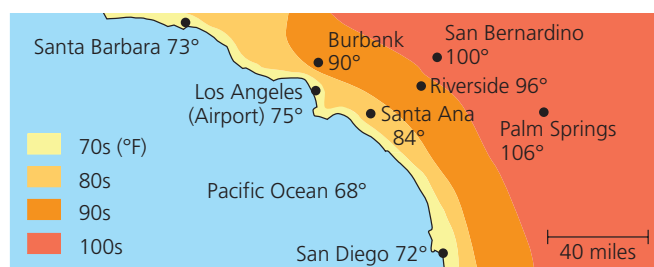
In general, we will use the **Celsius scale** to indicate temperature. (Celsius degrees are abbreviated °C; Appendix C shows how to convert between Celsius and Fahrenheit.) At sea level, water freezes at 0°C and boils at 100°C. The temperature of the human body averages 37°C, and comfortable room temperature is about 20–25°C.

One convenient unit of heat used in this book is the **calorie (cal)**. A calorie is the amount of heat it takes to raise the temperature of 1 g of water by 1°C. Conversely, a calorie is also the amount of heat that 1 g of water releases when it cools by 1°C. A **kilocalorie (kcal)**, 1,000 cal, is the quantity of heat required to raise the temperature of 1 kilogram (kg) of water by 1°C. (The “calories” on food packages are actually kilocalories.) Another energy unit used in this book is the **joule (J)**. One joule equals 0.239 cal; one calorie equals 4.184 J.

Water's High Specific Heat

The ability of water to stabilize temperature stems from its relatively high specific heat. The **specific heat** of a substance is defined as the amount of heat that must be absorbed or lost for 1 g of that substance to change its temperature by 1°C. We already know water's specific heat because we have defined a calorie as the amount of heat that causes 1 g of water to change its temperature by 1°C. Therefore, the specific heat of water is 1 calorie per gram and per degree Celsius, abbreviated as 1 cal/g·°C. Compared with most other substances, water has an unusually high specific heat. For example, ethyl alcohol, the type of alcohol in alcoholic beverages, has a specific heat of 0.6 cal/g·°C; that is, only 0.6 cal is required to raise the temperature of 1 g of ethyl alcohol by 1°C.

Because of the high specific heat of water relative to other materials, water will change its temperature less when it absorbs or loses a given amount of heat. The reason you can burn your fingers by touching the side of an iron pot on the stove when the water in the pot is still lukewarm is that the specific heat of water is ten times greater than that of iron.



▲ **Figure 3.5 Effect of a large body of water on climate.** By absorbing or releasing heat, oceans moderate coastal climates. In this example from an August day in Southern California, the relatively cool ocean reduces coastal air temperatures by absorbing heat.

In other words, the same amount of heat will raise the temperature of 1 g of the iron much faster than it will raise the temperature of 1 g of the water. Specific heat can be thought of as a measure of how well a substance resists changing its temperature when it absorbs or releases heat. Water resists changing its temperature; when it does change its temperature, it absorbs or loses a relatively large quantity of heat for each degree of change.

We can trace water's high specific heat, like many of its other properties, to hydrogen bonding. Heat must be absorbed in order to break hydrogen bonds; by the same token, heat is released when hydrogen bonds form. A calorie of heat causes a relatively small change in the temperature of water because much of the heat is used to disrupt hydrogen bonds before the water molecules can begin moving faster. And when the temperature of water drops slightly, many additional hydrogen bonds form, releasing a considerable amount of energy in the form of heat.

What is the relevance of water's high specific heat to life on Earth? A large body of water can absorb and store a huge amount of heat from the sun in the daytime and during summer while warming up only a few degrees. At night and during winter, the gradually cooling water can warm the air. This is the reason coastal areas generally have milder climates than inland regions (**Figure 3.5**). The high specific heat of water also tends to stabilize ocean temperatures, creating a favorable environment for marine life. Thus, because of its high specific heat, the water that covers most of Earth keeps temperature fluctuations on land and in water within limits that permit life. Also, because organisms are made primarily of water, they are better able to resist changes in their own temperature than if they were made of a liquid with a lower specific heat.

Evaporative Cooling

Molecules of any liquid stay close together because they are attracted to one another. Molecules moving fast enough to overcome these attractions can depart the liquid and enter the air as a gas. This transformation from a liquid to a gas is called

vaporization, or *evaporation*. Recall that the speed of molecular movement varies and that temperature is the *average* kinetic energy of molecules. Even at low temperatures, the speediest molecules can escape into the air. Some evaporation occurs at any temperature; a glass of water at room temperature, for example, will eventually evaporate completely. If a liquid is heated, the average kinetic energy of molecules increases and the liquid evaporates more rapidly.

Heat of vaporization is the quantity of heat a liquid must absorb for 1 g of it to be converted from the liquid to the gaseous state. For the same reason that water has a high specific heat, it also has a high heat of vaporization relative to most other liquids. To evaporate 1 g of water at 25°C, about 580 cal of heat is needed—nearly double the amount needed to vaporize a gram of alcohol or ammonia. Water's high heat of vaporization is another emergent property resulting from the strength of its hydrogen bonds, which must be broken before the molecules can make their exodus from the liquid.

The high amount of energy required to vaporize water has a wide range of effects. On a global scale, for example, it helps moderate Earth's climate. A considerable amount of solar heat absorbed by tropical seas is consumed during the evaporation of surface water. Then, as moist tropical air circulates poleward, it releases heat as it condenses and forms rain. On an organismal level, water's high heat of vaporization accounts for the severity of steam burns. These burns are caused by the heat energy released when steam condenses into liquid on the skin.

As a liquid evaporates, the surface of the liquid that remains behind cools down. This **evaporative cooling** occurs because the "hottest" molecules, those with the greatest kinetic energy, are the most likely to leave as gas. It is as if the hundred fastest runners at a college transferred to another school; the average speed of the remaining students would decline.

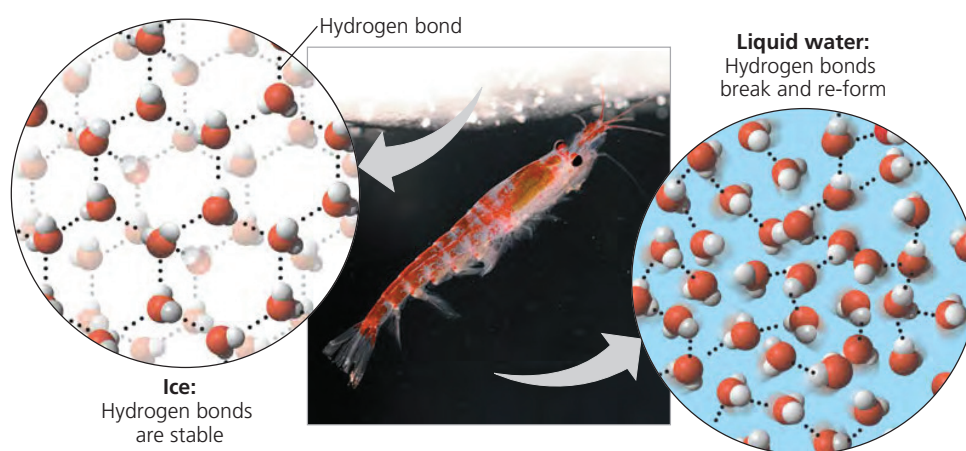
Evaporative cooling of water contributes to the stability of temperature in lakes and ponds and also provides a mechanism that prevents terrestrial organisms from overheating. For example, evaporation of water from the leaves of a plant helps keep the tissues in the leaves from becoming too warm in the sunlight. Evaporation of sweat from human skin dissipates body heat and helps prevent overheating on a hot day or when excess heat is generated by strenuous activity. High humidity on a hot day increases discomfort because the high concentration of water vapor in the air inhibits the evaporation of sweat from the body.

Floating of Ice on Liquid Water

Water is one of the few substances that are less dense as a solid than as a liquid. In other words, ice floats on liquid water. While other materials contract and become denser when they solidify, water expands. The cause of this exotic behavior is, once again, hydrogen bonding. At temperatures above

► **Figure 3.6 Ice: crystalline structure and floating barrier.** In ice, each molecule is hydrogen-bonded to four neighbors in a three-dimensional crystal. Because the crystal is spacious, ice has fewer molecules than an equal volume of liquid water. In other words, ice is less dense than liquid water. Floating ice becomes a barrier that protects the liquid water below from the colder air. The marine organism shown here is a type of shrimp called krill; it was photographed beneath floating ice in the Southern Ocean near Antarctica.

WHAT IF? If water did not form hydrogen bonds, what would happen to the shrimp's environment?



4°C, water behaves like other liquids, expanding as it warms and contracting as it cools. As the temperature falls from 4°C to 0°C, water begins to freeze because more and more of its molecules are moving too slowly to break hydrogen bonds. At 0°C, the molecules become locked into a crystalline lattice, each water molecule hydrogen-bonded to four partners (**Figure 3.6**). The hydrogen bonds keep the molecules at “arm’s length,” far enough apart to make ice about 10% less dense (10% fewer molecules for the same volume) than liquid water at 4°C. When ice absorbs enough heat for its temperature to rise above 0°C, hydrogen bonds between molecules are disrupted. As the crystal collapses, the ice melts, and molecules are free to slip closer together. Water reaches its greatest density at 4°C and then begins to expand as the molecules move faster. Even in liquid water, many of the molecules are connected by hydrogen bonds, though only transiently: The hydrogen bonds are constantly breaking and re-forming.

The ability of ice to float due to its lower density is an important factor in the suitability of the environment for life. If ice sank, then eventually all ponds, lakes, and even oceans would freeze solid, making life as we know it impossible on Earth. During summer, only the upper few inches of the ocean would thaw. Instead, when a deep body of water cools, the floating ice insulates the liquid water below, preventing it from freezing and allowing life to exist under the frozen surface, as shown in the photo in **Figure 3.6**. Besides insulating the water below, ice also provides solid habitat for some animals, such as polar bears and seals (see **Figure 3.1**).

Along with many other scientists, Susan Solomon, the interviewee for this unit (see pp. 28-29), is worried that these bodies of ice are at risk of disappearing. Global warming, which is caused by carbon dioxide and other “greenhouse” gases in the atmosphere, is having a profound effect on icy environments around the globe. In the Arctic, the average air temperature has risen 1.4°C just since 1961. This temperature increase has affected the seasonal balance between Arctic sea ice and liquid water, causing ice to form later in the year, to melt earlier, and to cover a smaller area. The alarming rate at which glaciers and

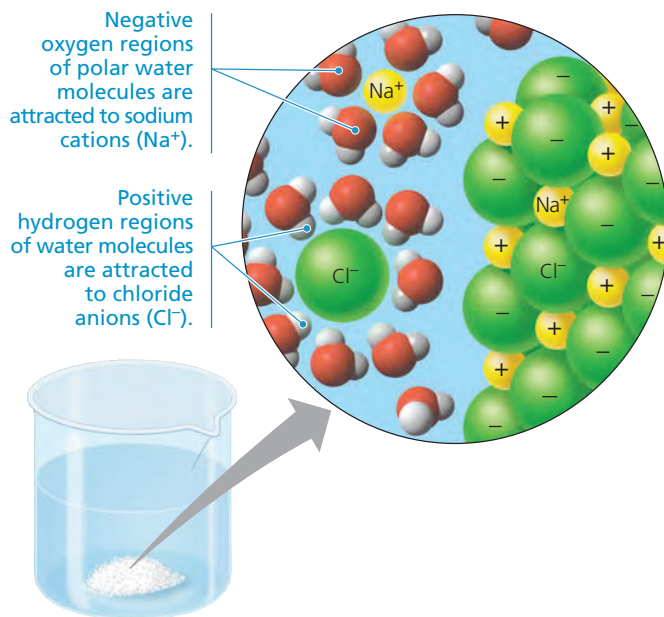
Arctic sea ice are disappearing is posing an extreme challenge to animals that depend on ice for their survival.

Water: The Solvent of Life

A sugar cube placed in a glass of water will dissolve. The glass will then contain a uniform mixture of sugar and water; the concentration of dissolved sugar will be the same everywhere in the mixture. A liquid that is a completely homogeneous mixture of two or more substances is called a **solution**. The dissolving agent of a solution is the **solvent**, and the substance that is dissolved is the **solute**. In this case, water is the solvent and sugar is the solute. An **aqueous solution** is one in which water is the solvent.

The medieval alchemists tried to find a universal solvent, one that would dissolve anything. They learned that nothing works better than water. Yet, water is not a universal solvent; if it were, it would dissolve any container in which it was stored, including our cells. Water is a very versatile solvent, however, a quality we can trace to the polarity of the water molecule.

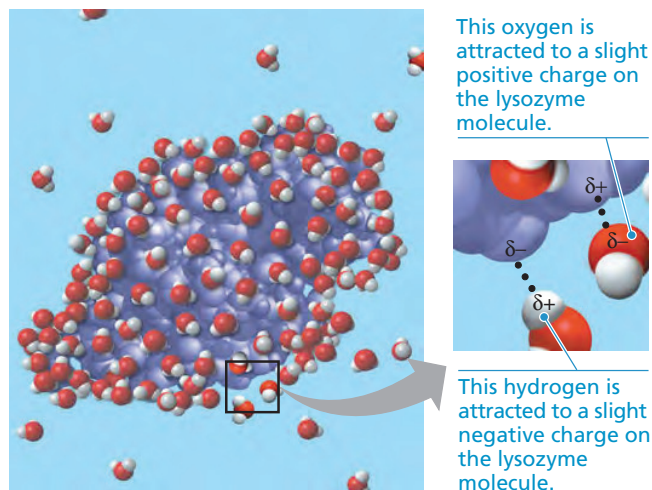
Suppose, for example, that a spoonful of table salt, the ionic compound sodium chloride (NaCl), is placed in water (**Figure 3.7**). At the surface of each grain, or crystal, of salt, the sodium and chloride ions are exposed to the solvent. These ions and the water molecules have a mutual affinity owing to the attraction between opposite charges. The oxygen regions of the water molecules are negatively charged and are attracted to sodium cations. The hydrogen regions are positively charged and are attracted to chloride anions. As a result, water molecules surround the individual sodium and chloride ions, separating and shielding them from one another. The sphere of water molecules around each dissolved ion is called a **hydration shell**. Working inward from the surface of each salt crystal, water eventually dissolves all the ions. The result is a solution of two solutes, sodium cations and chloride anions, homogeneously mixed with water, the solvent. Other ionic compounds also dissolve in water. Seawater, for instance, contains a great variety of dissolved ions, as do living cells.



▲ **Figure 3.7 Table salt dissolving in water.** A sphere of water molecules, called a hydration shell, surrounds each solute ion.

WHAT IF? What would happen if you heated this solution for a long time?

A compound does not need to be ionic to dissolve in water; many compounds made up of nonionic polar molecules, such as sugars, are also water-soluble. Such compounds dissolve when water molecules surround each of the solute molecules, forming hydrogen bonds with them. Even molecules as large as proteins can dissolve in water if they have ionic and polar regions on their surface (**Figure 3.8**). Many different kinds of polar compounds are dissolved (along with ions) in the water of such biological fluids as blood, the sap of plants, and the liquid within all cells. Water is the solvent of life.



▲ **Figure 3.8 A water-soluble protein.** Human lysozyme is a protein found in tears and saliva that has antibacterial action. This model shows the lysozyme molecule (purple) in an aqueous environment. Ionic and polar regions on the protein's surface attract water molecules.

Hydrophilic and Hydrophobic Substances

Any substance that has an affinity for water is said to be **hydrophilic** (from the Greek *hydro*, water, and *philos*, loving). In some cases, substances can be hydrophilic without actually dissolving. For example, some molecules in cells are so large that they do not dissolve. Instead, they remain suspended in the aqueous liquid of the cell. Such a mixture is an example of a **colloid**, a stable suspension of fine particles in a liquid. Another example of a hydrophilic substance that does not dissolve is cotton, a plant product. Cotton consists of giant molecules of cellulose, a compound with numerous regions of partial positive and partial negative charges that can form hydrogen bonds with water. Water adheres to the cellulose fibers. Thus, a cotton towel does a great job of drying the body, yet it does not dissolve in the washing machine. Cellulose is also present in the walls of water-conducting cells in a plant; you read earlier how the adhesion of water to these hydrophilic walls allows water transport to occur.

There are, of course, substances that do not have an affinity for water. Substances that are nonionic and nonpolar (or otherwise cannot form hydrogen bonds) actually seem to repel water; these substances are said to be **hydrophobic** (from the Greek *phobos*, fearing). An example from the kitchen is vegetable oil, which, as you know, does not mix stably with water-based substances such as vinegar. The hydrophobic behavior of the oil molecules results from a prevalence of relatively nonpolar covalent bonds, in this case bonds between carbon and hydrogen, which share electrons almost equally. Hydrophobic molecules related to oils are major ingredients of cell membranes. (Imagine what would happen to a cell if its membrane dissolved!)

Solute Concentration in Aqueous Solutions

Biological chemistry is “wet” chemistry. Most of the chemical reactions in organisms involve solutes dissolved in water. To understand such reactions, we must know how many atoms and molecules are involved and be able to calculate the concentration of solutes in an aqueous solution (the number of solute molecules in a volume of solution).

When carrying out experiments, we use mass to calculate the number of molecules. We know the mass of each atom in a given molecule, so we can calculate the **molecular mass**, which is simply the sum of the masses of all the atoms in a molecule. As an example, let's calculate the molecular mass of table sugar (sucrose), which has the molecular formula $C_{12}H_{22}O_{11}$. In round numbers of daltons, the mass of a carbon atom is 12, the mass of a hydrogen atom is 1, and the mass of an oxygen atom is 16. Thus, sucrose has a molecular mass of $(12 \times 12) + (22 \times 1) + (11 \times 16) = 342$ daltons. Of course, weighing out small numbers of molecules is not practical. For this reason, we usually measure substances in units called moles. Just as a dozen always means 12 objects, a **mole (mol)** represents an exact number of objects: 6.02×10^{23} ,

which is called Avogadro's number. Because of the way in which Avogadro's number and the unit *dalton* were originally defined, there are 6.02×10^{23} daltons in 1 g. This is significant because once we determine the molecular mass of a molecule such as sucrose, we can use the same number (342), but with the unit *gram*, to represent the mass of 6.02×10^{23} molecules of sucrose, or 1 mol of sucrose (this is sometimes called the *molar mass*). To obtain 1 mol of sucrose in the lab, therefore, we weigh out 342 g.

The practical advantage of measuring a quantity of chemicals in moles is that a mole of one substance has exactly the same number of molecules as a mole of any other substance. If the molecular mass of substance A is 342 daltons and that of substance B is 10 daltons, then 342 g of A will have the same number of molecules as 10 g of B. A mole of ethyl alcohol ($\text{C}_2\text{H}_6\text{O}$) also contains 6.02×10^{23} molecules, but its mass is only 46 g because the mass of a molecule of ethyl alcohol is less than that of a molecule of sucrose. Measuring in moles makes it convenient for scientists working in the laboratory to combine substances in fixed ratios of molecules.


How would we make a liter (L) of solution consisting of 1 mol of sucrose dissolved in water? We would measure out 342 g of sucrose and then gradually add water, while stirring, until the sugar was completely dissolved. We would then add enough water to bring the total volume of the solution up to 1 L. At that point, we would have a 1-molar (1 M) solution of sucrose. **Molarity**—the number of moles of solute per liter of solution—is the unit of concentration most often used by biologists for aqueous solutions.

Water's capacity as a versatile solvent complements the other properties discussed in this chapter. Since these remarkable properties allow water to support life on Earth so well, scientists who seek life elsewhere in the universe look for water as a sign that a planet might sustain life.

Possible Evolution of Life on Other Planets with Water

EVOLUTION Humans have probably always gazed skyward, wondering whether other living beings exist beyond Earth. And if life has arisen on other planets, into what form or forms has it evolved? Biologists who look for life elsewhere in the universe (known as *astrobiologists*) have concentrated their search on planets that might have water. To date, more than 200 planets have been found outside our solar system, and there is evidence for the presence of water vapor on one or two of them. In our own solar system, Mars has been most compelling to astrobiologists as a focus of study.

Like Earth, Mars has an ice cap at both poles. And in the decades since the age of space exploration began, scientists have found intriguing signs that water may exist elsewhere on Mars. Finally, in 2008, the robotic spacecraft *Phoenix* landed on Mars and began to sample its surface. Years of debate were



◀ **Figure 3.9 Subsurface ice and morning frost on Mars.** This photograph was taken by the Mars lander *Phoenix* in 2008. The trench was scraped by a robotic arm, uncovering ice (white in rectangle near bottom) below the surface material. Frost also appears as a white coating in several places in the upper half of the image. This photograph was colorized by NASA to highlight the ice.

resolved by the images sent back from *Phoenix*: Ice is definitely present just under Mars's surface, and enough water vapor is in the Martian atmosphere for frost to form (**Figure 3.9**). This exciting finding has reinvigorated the search for signs of life, past or present, on Mars and other planets. If any life-forms or fossils are found, their study will shed light on the process of evolution from an entirely new perspective.

CONCEPT CHECK 3.2

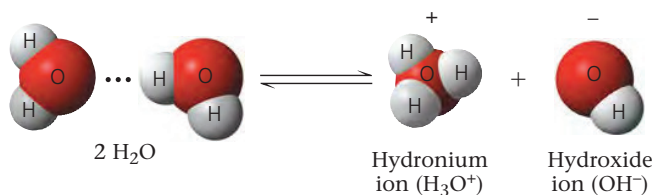
1. Describe how properties of water contribute to the upward movement of water in a tree.
2. Explain the saying "It's not the heat; it's the humidity."
3. How can the freezing of water crack boulders?
4. The concentration of the appetite-regulating hormone ghrelin is about $1.3 \times 10^{-10} \text{ M}$ in a fasting person. How many molecules of ghrelin are in 1 L of blood?
5. **WHAT IF?** A water strider (which can walk on water) has legs that are coated with a hydrophobic substance. What might be the benefit? What would happen if the substance were hydrophilic?

For suggested answers, see Appendix A.

CONCEPT 3.3

Acidic and basic conditions affect living organisms

Occasionally, a hydrogen atom participating in a hydrogen bond between two water molecules shifts from one molecule to the other. When this happens, the hydrogen atom leaves its electron behind, and what is actually transferred is a **hydrogen ion** (H^+), a single proton with a charge of $1+$. The water molecule that lost a proton is now a **hydroxide ion** (OH^-), which has a charge of $1-$. The proton binds to the other water molecule, making that molecule a **hydronium ion** (H_3O^+). We can picture the chemical reaction as shown at the top of the next page.



By convention, H^+ (the hydrogen ion) is used to represent H_3O^+ (the hydronium ion), and we follow that practice here. Keep in mind, though, that H^+ does not exist on its own in an aqueous solution. It is always associated with another water molecule in the form of H_3O^+ .

As indicated by the double arrows, this is a reversible reaction that reaches a state of dynamic equilibrium when water molecules dissociate at the same rate that they are being reformed from H^+ and OH^- . At this equilibrium point, the concentration of water molecules greatly exceeds the concentrations of H^+ and OH^- . In pure water, only one water molecule in every 554 million is dissociated; the concentration of each ion in pure water is 10^{-7} M (at 25°C). This means there is only one ten-millionth of a mole of hydrogen ions per liter of pure water and an equal number of hydroxide ions.

Although the dissociation of water is reversible and statistically rare, it is exceedingly important in the chemistry of life. H^+ and OH^- are very reactive. Changes in their concentrations can drastically affect a cell's proteins and other complex molecules. As we have seen, the concentrations of H^+ and OH^- are equal in pure water, but adding certain kinds of solutes, called acids and bases, disrupts this balance. Biologists use something called the pH scale to describe how acidic or basic (the opposite of acidic) a solution is. In the remainder of this chapter, you will learn about acids, bases, and pH and why changes in pH can adversely affect organisms.

Acids and Bases

What would cause an aqueous solution to have an imbalance in H^+ and OH^- concentrations? When acids dissolve in water, they donate additional H^+ to the solution. An **acid** is a substance that increases the hydrogen ion concentration of a solution. For example, when hydrochloric acid (HCl) is added to water, hydrogen ions dissociate from chloride ions:



This source of H^+ (dissociation of water is the other source) results in an acidic solution—one having more H^+ than OH^- .

A substance that reduces the hydrogen ion concentration of a solution is called a **base**. Some bases reduce the H^+ concentration directly by accepting hydrogen ions. Ammonia (NH_3), for instance, acts as a base when the unshared electron pair in nitrogen's valence shell attracts a hydrogen ion from the solution, resulting in an ammonium ion (NH_4^+):



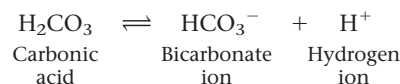
Other bases reduce the H^+ concentration indirectly by dissociating to form hydroxide ions, which combine with hydrogen ions and form water. One such base is sodium hydroxide (NaOH), which in water dissociates into its ions:



In either case, the base reduces the H^+ concentration. Solutions with a higher concentration of OH^- than H^+ are known as basic solutions. A solution in which the H^+ and OH^- concentrations are equal is said to be neutral.

Notice that single arrows were used in the reactions for HCl and NaOH . These compounds dissociate completely when mixed with water, so hydrochloric acid is called a strong acid and sodium hydroxide a strong base. In contrast, ammonia is a relatively weak base. The double arrows in the reaction for ammonia indicate that the binding and release of hydrogen ions are reversible reactions, although at equilibrium there will be a fixed ratio of NH_4^+ to NH_3 .

There are also weak acids, which reversibly release and accept back hydrogen ions. An example is carbonic acid:



Here the equilibrium so favors the reaction in the left direction that when carbonic acid is added to pure water, only 1% of the molecules are dissociated at any particular time. Still, that is enough to shift the balance of H^+ and OH^- from neutrality.

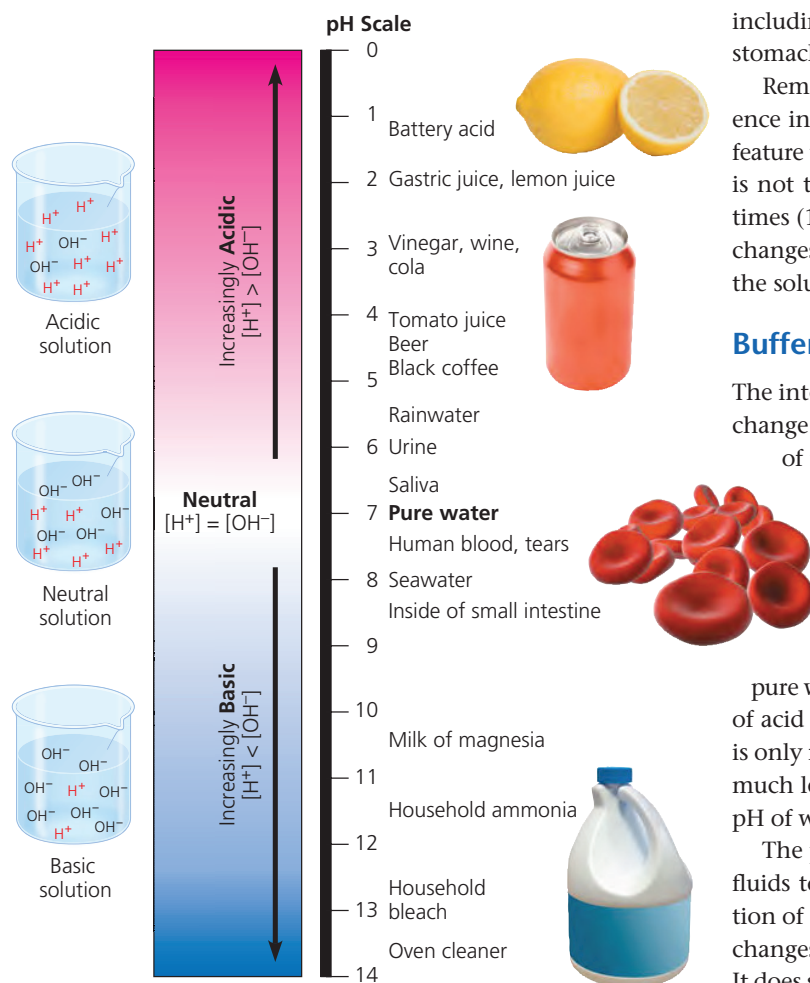
The pH Scale

In any aqueous solution at 25°C , the *product* of the H^+ and OH^- concentrations is constant at 10^{-14} . This can be written

$$[\text{H}^+][\text{OH}^-] = 10^{-14}$$

In such an equation, brackets indicate molar concentration. In a neutral solution at room temperature (25°C), $[\text{H}^+] = 10^{-7}$ and $[\text{OH}^-] = 10^{-7}$, so in this case, 10^{-14} is the product of $10^{-7} \times 10^{-7}$. If enough acid is added to a solution to increase $[\text{H}^+]$ to 10^{-5} M , then $[\text{OH}^-]$ will decline by an equivalent amount to 10^{-9} M (note that $10^{-5} \times 10^{-9} = 10^{-14}$). This constant relationship expresses the behavior of acids and bases in an aqueous solution. An acid not only adds hydrogen ions to a solution, but also removes hydroxide ions because of the tendency for H^+ to combine with OH^- , forming water. A base has the opposite effect, increasing OH^- concentration but also reducing H^+ concentration by the formation of water. If enough of a base is added to raise the OH^- concentration to 10^{-4} M , it will cause the H^+ concentration to drop to 10^{-10} M . Whenever we know the concentration of either H^+ or OH^- in an aqueous solution, we can deduce the concentration of the other ion.

Because the H^+ and OH^- concentrations of solutions can vary by a factor of 100 trillion or more, scientists have



▲ **Figure 3.10** The pH scale and pH values of some aqueous solutions.

developed a way to express this variation more conveniently than in moles per liter. The pH scale (**Figure 3.10**) compresses the range of H^+ and OH^- concentrations by employing logarithms. The **pH** of a solution is defined as the negative logarithm (base 10) of the hydrogen ion concentration:

$$\text{pH} = -\log [\text{H}^+]$$

For a neutral aqueous solution, $[\text{H}^+]$ is 10^{-7} M , giving us

$$-\log 10^{-7} = -(-7) = 7$$

Notice that pH *declines* as H^+ concentration *increases*. Notice, too, that although the pH scale is based on H^+ concentration, it also implies OH^- concentration. A solution of pH 10 has a hydrogen ion concentration of 10^{-10} M and a hydroxide ion concentration of 10^{-4} M .

The pH of a neutral aqueous solution at 25°C is 7, the midpoint of the pH scale. A pH value less than 7 denotes an acidic solution; the lower the number, the more acidic the solution. The pH for basic solutions is above 7. Most biological fluids are within the range pH 6–8. There are a few exceptions, however,

including the strongly acidic digestive juice of the human stomach, which has a pH of about 2.

Remember that each pH unit represents a tenfold difference in H^+ and OH^- concentrations. It is this mathematical feature that makes the pH scale so compact. A solution of pH 3 is not twice as acidic as a solution of pH 6, but a thousand times ($10 \times 10 \times 10$) more acidic. When the pH of a solution changes slightly, the actual concentrations of H^+ and OH^- in the solution change substantially.

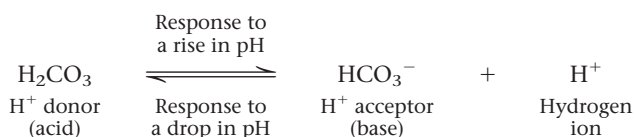
Buffers

The internal pH of most living cells is close to 7. Even a slight change in pH can be harmful, because the chemical processes of the cell are very sensitive to the concentrations of hydrogen and hydroxide ions. The pH of human blood is very close to 7.4, or slightly basic. A person cannot survive for more than a few minutes if the blood pH drops to 7 or rises to 7.8, and a chemical system exists in the blood that maintains a stable pH. If you add 0.01 mol of a strong acid to a liter of

pure water, the pH drops from 7.0 to 2.0. If the same amount of acid is added to a liter of blood, however, the pH decrease is only from 7.4 to 7.3. Why does the addition of acid have so much less of an effect on the pH of blood than it does on the pH of water?

The presence of substances called buffers allows biological fluids to maintain a relatively constant pH despite the addition of acids or bases. A **buffer** is a substance that minimizes changes in the concentrations of H^+ and OH^- in a solution. It does so by accepting hydrogen ions from the solution when they are in excess and donating hydrogen ions to the solution when they have been depleted. Most buffer solutions contain a weak acid and its corresponding base, which combine reversibly with hydrogen ions.

There are several buffers that contribute to pH stability in human blood and many other biological solutions. One of these is carbonic acid (H_2CO_3), formed when CO_2 reacts with water in blood plasma. As mentioned earlier, carbonic acid dissociates to yield a bicarbonate ion (HCO_3^-) and a hydrogen ion (H^+):



The chemical equilibrium between carbonic acid and bicarbonate acts as a pH regulator, the reaction shifting left or right as other processes in the solution add or remove hydrogen ions. If the H^+ concentration in blood begins to fall (that is, if pH rises), the reaction proceeds to the right and more carbonic acid dissociates, replenishing hydrogen ions. But when H^+ concentration in blood begins to rise (when pH drops), the reaction proceeds to the left, with HCO_3^- (the base) removing

the hydrogen ions from the solution and forming H_2CO_3 . Thus, the carbonic acid–bicarbonate buffering system consists of an acid and a base in equilibrium with each other. Most other buffers are also acid–base pairs.

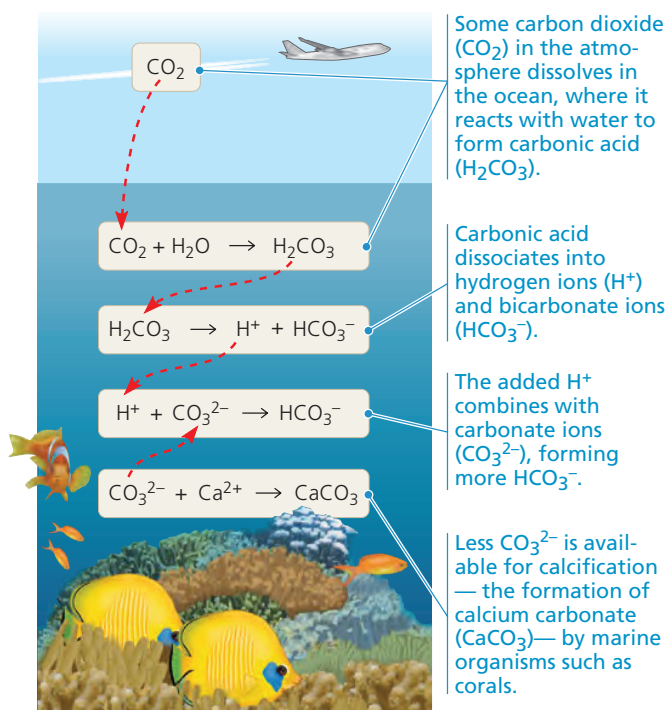
Acidification: A Threat to Water Quality

Among the many threats to water quality posed by human activities is the burning of fossil fuels, which releases gaseous compounds into the atmosphere. When certain of these compounds react with water, the water becomes more acidic, altering the delicate balance of conditions for life on Earth.

Carbon dioxide is the main product of fossil fuel combustion. About 25% of human-generated CO_2 is absorbed by the oceans. In spite of the huge volume of water in the oceans, scientists worry that the absorption of so much CO_2 will harm marine ecosystems.

Recent data have shown that such fears are well founded. When CO_2 dissolves in seawater, it reacts with water to form carbonic acid, which lowers ocean pH, a process known as **ocean acidification**. Based on measurements of CO_2 levels in air bubbles trapped in ice over thousands of years, scientists calculate that the pH of the oceans is 0.1 pH unit lower now than at any time in the past 420,000 years. Recent studies predict that it will drop another 0.3–0.5 pH unit by the end of this century.

As seawater acidifies, the extra hydrogen ions combine with carbonate ions (CO_3^{2-}) to form bicarbonate ions (HCO_3^-), thereby reducing the carbonate concentration (**Figure 3.11**).




▲ Figure 3.11 Atmospheric CO_2 from human activities and its fate in the ocean.

▼ Figure 3.12 IMPACT

The Threat of Ocean Acidification to Coral Reef Ecosystems

Recently, scientists have sounded the alarm about the effects of ocean acidification, the process in which oceans become more acidic due to increased atmospheric carbon dioxide levels (see Figure 3.11). They predict that the resulting decrease in the concentration of carbonate ion (CO_3^{2-}) will take a serious toll on coral reef calcification. Taking many studies into account, and including the effects of ocean warming as well, one group of scientists defined three scenarios for coral reefs during this century, depending on whether the concentration of atmospheric CO_2 (a) stays at today's level, (b) increases at the current rate, or (c) increases more rapidly. The photographs below show coral reefs resembling those predicted under each scenario.



(a)



(b)



(c)

The healthy coral reef in (a) supports a highly diverse group of species and bears little resemblance to the damaged coral reef in (c).

WHY IT MATTERS The disappearance of coral reef ecosystems would be a tragic loss of biological diversity. In addition, coral reefs provide shoreline protection, a feeding ground for many commercial fishery species, and a popular tourist draw, so coastal human communities would suffer from greater wave damage, collapsed fisheries, and reduced tourism.

FURTHER READING O. Hoegh-Guldberg et al., Coral reefs under rapid climate change and ocean acidification, *Science* 318:1737–1742 (2007). S. C. Doney, The dangers of ocean acidification, *Scientific American*, March 2006, 58–65.

WHAT IF? Would lowering the ocean's carbonate concentration have any effect, even indirectly, on organisms that don't form CaCO_3 ? Explain.

Scientists predict that ocean acidification will cause the carbonate concentration to decrease by 40% by the year 2100. This is of great concern because carbonate is required for calcification, the production of calcium carbonate (CaCO_3) by many marine organisms, including reef-building corals and animals that build shells. Coral reefs are sensitive ecosystems that act as havens for a great diversity of marine life (**Figure 3.12**).

The burning of fossil fuels is also a major source of sulfur oxides and nitrogen oxides. These compounds react with water in the air to form strong acids, which fall to Earth with rain or snow. **Acid precipitation** refers to rain, snow, or fog with a pH lower (more acidic) than 5.2. (Uncontaminated rain has

a pH of about 5.6, which is slightly acidic due to the formation of carbonic acid from CO_2 and water.) Acid precipitation can damage life in lakes and streams, and it adversely affects plants on land by changing soil chemistry. To address this problem, the U.S. Congress amended the Clean Air Act in 1990, and the mandated improvements in industrial technologies have been largely responsible for improving the health of most North American lakes and forests.

If there is any reason for optimism about the future quality of water resources on our planet, it is that we have made progress in learning about the delicate chemical balances in oceans, lakes, and rivers. Continued progress can come only from the actions of informed individuals, like yourselves, who are concerned about environmental quality. This requires understanding the crucial role that water plays in the suitability of the environment for continued life on Earth.

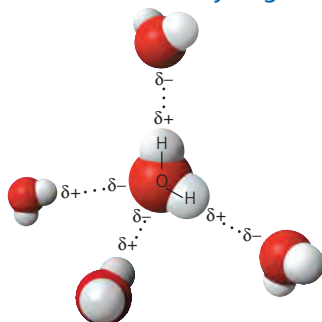
3 CHAPTER REVIEW

SUMMARY OF KEY CONCEPTS

CONCEPT 3.1

Polar covalent bonds in water molecules result in hydrogen bonding (pp. 46–47)

- A hydrogen bond forms when the slightly negatively charged oxygen of one water molecule is attracted to the slightly positively charged hydrogen of a nearby water molecule. Hydrogen bonding between water molecules is the basis for water's properties.

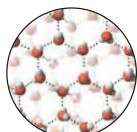


DRAW IT Label a hydrogen bond and a polar covalent bond in this figure. How many hydrogen bonds can each water molecule make?

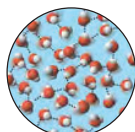
CONCEPT 3.2

Four emergent properties of water contribute to Earth's suitability for life (pp. 47–52)

- Hydrogen bonding keeps water molecules close to each other, and this **cohesion** helps pull water upward in the microscopic water-conducting cells of plants. Hydrogen bonding is also responsible for water's **surface tension**.
- Water has a high **specific heat**: Heat is absorbed when hydrogen bonds break and is released when hydrogen bonds form. This helps keep temperatures relatively steady, within limits that permit life. **Evaporative cooling** is based on water's high **heat of vaporization**. The evaporative loss of the most energetic water molecules cools a surface.
- Ice floats because it is less dense than liquid water. This allows life to exist under the frozen surfaces of lakes and polar seas.



Ice: stable hydrogen bonds



Liquid water: transient hydrogen bonds

CONCEPT CHECK 3.3

- Compared with a basic solution at pH 9, the same volume of an acidic solution at pH 4 has ____ times as many hydrogen ions (H^+).
- HCl is a strong acid that dissociates in water: $\text{HCl} \rightarrow \text{H}^+ + \text{Cl}^-$. What is the pH of 0.01 M HCl ?
- Acetic acid (CH_3COOH) can be a buffer, similar to carbonic acid. Write the dissociation reaction, identifying the acid, base, H^+ acceptor, and H^+ donor.
- WHAT IF?** Given a liter of pure water and a liter solution of acetic acid, what would happen to the pH if you added 0.01 mol of a strong acid to each? Use the reaction equation from question 3 to explain the result.

For suggested answers, see Appendix A.

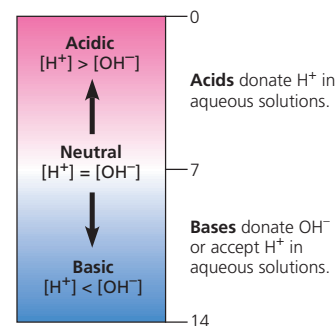
- Water is an unusually versatile **solvent** because its polar molecules are attracted to charged and polar substances capable of forming hydrogen bonds. **Hydrophilic** substances have an affinity for water; **hydrophobic** substances do not. **Molarity**, the number of moles of **solute** per liter of **solution**, is used as a measure of solute concentration in solutions. A **mole** is a certain number of molecules of a substance. The mass of a mole of a substance in grams is the same as the **molecular mass** in daltons.
- The emergent properties of water support life on Earth and may contribute to the potential for life to have evolved on other planets.

? Describe how different types of solutes dissolve in water. Explain the difference between a solution and a colloid.

CONCEPT 3.3

Acidic and basic conditions affect living organisms (pp. 52–56)

- A water molecule can transfer an H^+ to another water molecule to form H_3O^+ (represented simply by H^+) and OH^- .
- The concentration of H^+ is expressed as **pH**; $\text{pH} = -\log [\text{H}^+]$. **Buffers** in biological fluids resist changes in pH. A buffer consists of an acid-base pair that combines reversibly with hydrogen ions.
- The burning of fossil fuels increases the amount of CO_2 in the atmosphere. Some CO_2 dissolves in the oceans, causing **ocean acidification**, which has potentially grave consequences for coral reefs. The burning of fossil fuels also releases oxides of sulfur and nitrogen, leading to **acid precipitation**.



? Explain how increasing amounts of CO_2 dissolving in the ocean leads to ocean acidification. How does this change in pH affect carbonate ion concentration and the rate of calcification?

TEST YOUR UNDERSTANDING

LEVEL 1: KNOWLEDGE/COMPREHENSION

- Many mammals control their body temperature by sweating. Which property of water is most directly responsible for the ability of sweat to lower body temperature?
 - water's change in density when it condenses
 - water's ability to dissolve molecules in the air
 - the release of heat by the formation of hydrogen bonds
 - the absorption of heat by the breaking of hydrogen bonds
 - water's high surface tension
- The bonds that are broken when water vaporizes are
 - ionic bonds.
 - hydrogen bonds between water molecules.
 - covalent bonds between atoms within water molecules.
 - polar covalent bonds.
 - nonpolar covalent bonds.
- Which of the following is a hydrophobic material?
 - paper
 - table salt
 - wax
 - sugar
 - pasta
- We can be sure that a mole of table sugar and a mole of vitamin C are equal in their
 - mass in daltons.
 - mass in grams.
 - volume.
 - number of atoms.
 - number of molecules.
- Measurements show that the pH of a particular lake is 4.0. What is the hydrogen ion concentration of the lake?
 - 4.0 M
 - 10^{-10} M
 - 10^{-4} M
 - 10^4 M
 - 4%
- What is the *hydroxide* ion concentration of the lake described in question 5?
 - 10^{-10} M
 - 10^{-4} M
 - 10^{-7} M
 - 10^{-14} M
 - 10 M

LEVEL 2: APPLICATION/ANALYSIS

- A slice of pizza has 500 kcal. If we could burn the pizza and use all the heat to warm a 50-L container of cold water, what would be the approximate increase in the temperature of the water? (Note: A liter of cold water weighs about 1 kg.)
 - 50°C
 - 5°C
 - 1°C
 - 100°C
 - 10°C
- How many grams of acetic acid ($C_2H_4O_2$) would you use to make 10 L of a 0.1 M aqueous solution of acetic acid? (Note: The atomic masses, in daltons, are approximately 12 for carbon, 1 for hydrogen, and 16 for oxygen.)
 - 10 g
 - 0.1 g
 - 6.0 g
 - 60 g
 - 0.6 g
- DRAW IT** Draw the hydration shells that form around a potassium ion and a chloride ion when potassium chloride (KCl) dissolves in water. Label the positive, negative, and partial charges on the atoms.
- MAKE CONNECTIONS** What do global warming (see Chapter 1, p. 6) and ocean acidification have in common?

LEVEL 3: SYNTHESIS/EVALUATION

- In agricultural areas, farmers pay close attention to the weather forecast. Right before a predicted overnight freeze, farmers spray water on crops to protect the plants. Use the properties of water to explain how this method works. Be sure to mention why hydrogen bonds are responsible for this phenomenon.
- EVOLUTION CONNECTION**
This chapter explains how the emergent properties of water contribute to the suitability of the environment for life. Until

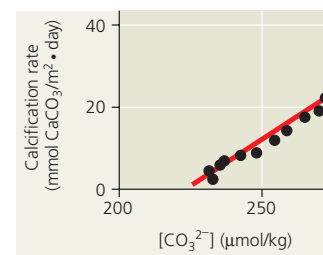
fairly recently, scientists assumed that other physical requirements for life included a moderate range of temperature, pH, atmospheric pressure, and salinity, as well as low levels of toxic chemicals. That view has changed with the discovery of organisms known as extremophiles, which have been found flourishing in hot, acidic sulfur springs, around hydrothermal vents deep in the ocean, and in soils with high levels of toxic metals. Why would astrobiologists be interested in studying extremophiles? What does the existence of life in such extreme environments say about the possibility of life on other planets?

13. SCIENTIFIC INQUIRY

Design a controlled experiment to test the hypothesis that acid precipitation inhibits the growth of *Elodea*, a common freshwater plant (see Figure 2.19, p. 43).

14. SCIENTIFIC INQUIRY

In a study reported in 2000, C. Langdon and colleagues used an artificial coral reef system to test the effect of carbonate concentration on the rate of calcification by reef organisms. The graph on the right presents one set of their results. Describe what these data show. How do these results relate to the ocean acidification that is associated with increasing atmospheric CO_2 levels?



15. SCIENCE, TECHNOLOGY, AND SOCIETY

Agriculture, industry, and the growing populations of cities all compete, through political influence, for water. If you were in charge of water resources in an arid region, what would your priorities be for allocating the limited water supply for various uses? How would you try to build consensus among the different special-interest groups?

16. WRITE ABOUT A THEME

Emergent Properties Several emergent properties of water contribute to the suitability of the environment for life. In a short essay (100–150 words), describe how the ability of water to function as a versatile solvent arises from the structure of water molecules.

For selected answers, see Appendix A.

MasteringBIOLOGY

www.masteringbiology.com

1. MasteringBiology® Assignments

Tutorials Hydrogen Bonding and Water • The pH Scale

Activities The Polarity of Water • Cohesion of Water • Dissociation of Water Molecules • Acids, Bases, and pH

Questions Student Misconceptions • Reading Quiz • Multiple Choice • End-of-Chapter

2. eText

Read your book online, search, take notes, highlight text, and more.

3. The Study Area

Practice Tests • Cumulative Test • **BioFlix** 3-D Animations • MP3 Tutor Sessions • Videos • Activities • Investigations • Lab Media • Audio Glossary • Word Study Tools • Art